











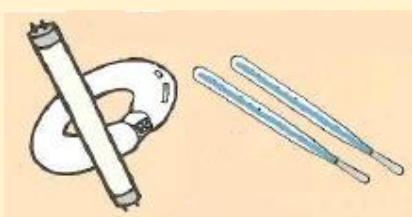







# How to separate and dispose of household waste Shirakawa town

Items that can be submitted		How to Dispose Garbage(Be sure to observe the following)	Bags,etc	
burnable trash	<p>Kitchen garbage (garbage, plastic containers and packaging, plastics, etc.)</p> <p>Rubber products (excluding tires), leather products</p> <p>Aluminum foil, stuffed animals, cloth, shoes, disposable body warmers</p> <p>paper diaper</p>	<p>1.Please do not contain flammable or hazardous materials.</p> <p>2.Please use the burnable bags designated by the town and be sure to write the name of the community association and the name of the head of the household on the bag.</p> <p>3.Collection days are Monday,Wednesday and Friday.</p> <p>We also collect on public holidays</p> <p>4.Please soak edible waste oil into a piece of cloth or used paper, or harden it with a coagulant so that it does not leak out of the garbage bag before disposing of it.</p> <p>5.Please dispose of garbage by composting it as much as possible. If you put it in a garbage bag, please drain the water well before putting it in.</p>		
	<p>●bottles</p> <p>Juice, beer, sake bottles, soy sauce, vinegar, seasonings, etc.</p>	<p>●Cans</p> <p>Cans for juice, beer beverages, cans for food such as canned goods</p>	<p>1.Please use the town-designated resource bag, and be sure to write the name of the community association and the head of the household on the bag.</p> <p>2.Please circle whether the items in the bag are cans or bottles.</p> <p>3.For recycling ,please do not crush empty cans, remove stoppers from bottles, and wash them thoroughly before disposing of them.</p>	
non-burnable trash	<p>●glasses</p> <p>Except resource bins. light bulbs, cups, etc.</p> <p>glass cup</p> <p>cosmetic jar</p>	<p>●metal goods</p> <p>Scrap iron, small electrical appliances, metals, etc.</p> <p>pot, frying pan</p>	<p>1.Please use the fireproof bag designated by the town, and be sure to write the name of the community association and the name of the householder on the bag.</p> <p>2.Please circle whether the item in the bag is metal or glass.</p> <p>3.Spray cans must be used up before disposing of them.</p> <p>4.Please cooperate in collecting small home appliances (within 15 cm x 31 cm) in the collection box.</p>	
Bulky waste	<p>●Combustible bulky garbage</p> <p>wooden furniture</p> <p>Bedding</p> <p>Mattresses</p>	<p>●Incombustible bulky garbage</p> <p>Stove,gas stove,microwave oven</p> <p>bicycle,tin plate,skis</p>	<p>1.When items do not fit in the bag, use the oversized garbage sticker designated by the town, and be sure to write the name of the community association and the name of the householder on the sticker before disposing of it as oversized garbage.</p> <p>2.Garbage that does not fit in a combustible garbage bag or a non-burnable garbage bag is classified as oversized garbage.</p> <p>3.The size of oversized garbage is 230cm x 130cm x 80cm less than when items are larger than this, please ask the town-approved collection and transportation company directly.</p> <p>4.Please use one sticker for each item, and make one bundle of galvanized iron and futons that can be carried by hand.</p> <p>*Please do not bundle combustible and non-combustible products together.</p> <p>5.Never take out dangerous goods.</p>	
		<p>●iron</p> <p>Fan, bicycle</p>	<p>※Televisions (including liquid crystal and plasma), refrigerators, freezers, washing machines, air conditioners, and clothes dryers cannot be disposed of as oversized garbage. Please take it to a retail store or a collection and transport company authorized by the town.</p>	

Other trash	<p>●pottery</p> <p>We will collect it in a special pottery bag.</p> 	<p>1.Please use the pottery bag designated by the town, and be sure to write the name of the community association and the name of the householder on the bag.</p> <p>2.Please do not dispose of large amounts of tiles.</p> <p>3.The collection point is a collection point for incombustibles.</p>		
	<p>●PET bottles</p> <p>※Remove the cap and label, wash with water and dispose.</p>  <p>※Only bottles of beverages, soy sauce, mirin, vinegar, and dressings with this mark</p> 	<p>●Styrofoam tray</p> 	<p>1.A collection container is set up at the collection site by the day before the collection day, so please put them in the container.</p> <p>2.Remove the cap and label from the PET bottle, wash the inside thoroughly with water, and dispose of it. It is not needed to be crushed.</p> <p>3.Please wash styrofoam trays well, and cut styrofoam boxes into plates before disposing of them.</p> <p>4.Dispose of only styrofoam trays.</p>	
	<p>●used batteries non-rechargeable</p> 	<p>1.Please place only non-rechargeable batteries in dedicated containers at your nearest collection point</p> <p>2.Rechargeable batteries are collected at stores.</p>		
	<p>●Used fluorescent lamps, mercury thermometers</p> 	<p>1.We set up a collection container at the collection location by the day before the collection day.</p> <p>2.Please put in only thermometer with a mercury meter.</p> <p>3.Please dispose of digital thermometers as used small home appliances.</p> <p>4.Please dispose of light bulbs as non-burnable garbage glass, lighting tubes (glow lamps) as non-burnable garbage hardware.</p> <p>5.Please handle fluorescent tubes, thermometers, etc., so as not to break them.</p> <p>6.Please do not put in commercial fluorescent tubes.</p> <p>※Fluorescent tubes for commercial use should be disposed of by directly requesting a collection company.</p>		
	<p>●milk pack</p> 	<p>1.Milk cartons must be washed, dried, opened and placed in dedicated containers at the nearest collection point</p>		

<p>Goods cannot be collected</p>	<p>Inflammables/explosives, medical waste and agricultural chemicals, steel frames, iron plates, agricultural equipment, commercial refrigerators, bathtubs, earth and sand, concrete, bowling balls, waste materials, large amounts of roof tiles, household fireproof safes, gypsum boards, Solar water heaters, fire extinguishers, boilers, motorcycles, tires, batteries, automobile and motorcycle parts (seats, bumpers, headlights, etc.) 5 household appliances, etc. For information on where to dispose of these garbage, please contact the dealer or the "Environment Section, Construction and Environment Division, Town Hall".</p> 	<p>Used small household appliances</p>	<p>Mobile phone terminals, tablet terminals, digital cameras, DVD players, etc., digital audio players, remote controls, cables, electronic dictionaries, portable game machines, car audio systems, etc. 28 items by government ordinance</p> <p>※Small home appliances that fit in the slot size (15 cm, 31 cm in length) are eligible for collection. Can be recovered even if it is broken</p> 
----------------------------------	--	--	--

Please take your garbage out to the designated garbage station by 8:30 am on the designated collection day.

Shirakawa Town Office Construction Environment Division Environment Section Telephone 0574-72-1311